

VERSE

9 2 10 11 G9 C/G % 12 b G7 C/G

Voice

Hey! Well, my tem- per'- ture's ris- good, in', an' my-
 feel so so good, ev- 'ry-
 feel so so good, ev- 'ry-

A. Sax.

Tpt.

Ten. Sax.

T-Bn/Bari

Guit./Keyst.

Hey! Hey! Hey! Hey!

G9 C/G G7 C/G

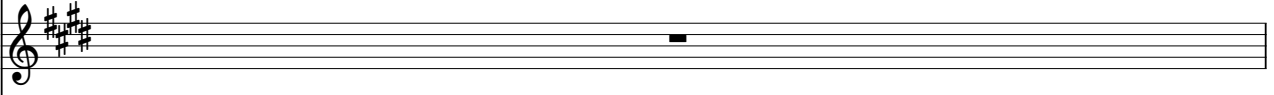
Voice



The voice staff contains a melodic line with notes on a treble clef staff. The notes are: quarter note G4, quarter note A4, quarter note B4, quarter note C5, quarter note B4, quarter note A4, quarter note G4, quarter note F4, quarter note E4, quarter note D4. There are rests for the final two measures.


feet on the floor
bo - dy's sel lin' high
bo - dy's get - tin' high

A. Sax.




The staff for Alto Saxophone shows a treble clef, a key signature of three sharps (F#, C#, G#), and a whole rest for the entire measure.

Tpt.




The staff for Trumpet shows a treble clef, a key signature of three sharps (F#, C#, G#), and a whole rest for the entire measure.

Ten. Sax.




The staff for Tenor Saxophone shows a treble clef, a key signature of three sharps (F#, C#, G#), and a whole rest for the entire measure.

T-Bn/Bari



The staff for Tenor Saxophone/Bassoon/Bari shows a bass clef, a key signature of one sharp (F#), and a whole rest for the entire measure.

Guit./Keyst.



The staff for Guitar/Keyboard shows a treble clef, a key signature of one sharp (F#), and a whole rest for the entire measure. A small '8' is written below the staff.

14 G7 C/G 15 G9 C/G

Voice

Plen- ty peo- ple rock- in' and they wan- na go more. It
 Bet- ter take it eas- y 'cause this place is on fire. It's
 Bet- ter take it eas- y 'cause this place is on fire. It's

A. Sax.

Tpt.

Ten. Sax.

T-Bn/Bari

Guit./Keyst. G7 C/G G9 C/G

f

8

16 ^{G7} ^{C/G} 17 ^{G9} ^{C/G}

Voice

hap- pened here, ba- by,- and I don't know what you got, but you
 been a hard day- day- and I don't know what to do. Now I'm
 been a hard day,- noth- ing went too good.

A. Sax.

Tpt.

Ten. Sax.

T-Bn/Bari

Guit./Keyst.

^{G7} ^{C/G} ^{G9} ^{C/G}

8

PRECHORUS

18 **G7** **C/G** 19 **G9** **C/G** 20 **G** **Bb** 21

Voice
bet- ter take it eas- y, 'cause this place- is hot So glad you made it,
Wait a min- ute, ba- by, it could hap- pen to you
gon- na re- lax, hon - ey ev - ery bo dys should

A. Sax.
Tpt. *mf*
Ten. Sax. *mf*
T-Bn/Bari
mf
Guit./Keyst. **G7** **C/G** **G9** **C/G** *mf* **G** **Bb**

8

CHORUS

22 C Eb 23 To Coda 24 G 25 C/G

Voice: so glad you made it. You got- ta gim- rne some- a lov- in',

A. Sax.

Tpt.

Ten. Sax.

T-Bn/Bari

Guit./Keyst. C Eb G C/G

26 G 27 C/G

Voice: gim- me some- a lov' - in',

A. Sax.

Tpt.

Ten. Sax.

T-Bn/Bari

Guit./Keyst. G C/G

28 **G** 29 **C/G**

Voice

gim- me some- a lov- in' ev- er- y

A. Sax.

Tpt.

Ten. Sax.

T-Bn/Bari

Guit./Keyst.

G **C/G**

8

30 G 31 32 G9

Voice
day. Hey, hey.

A. Sax.

Tpt.

Ten. Sax.

T-Bn/Bari

Guit./Keyst.

G G9

33 34 35

Voice

A. Sax.

Tpt.

Ten. Sax.

T-Bn/Bari

Guit./Keyst.

36 37 38 39 40 41 42 43 D.S. al Coda

Voice

Hey! Well, I Well, I

A. Sax.

Tpt.

Ten. Sax.

T-Bn/Bari

Guit./Keyst.

45 C/G 46 G

Voice

gim-me some-a lov- in', gim-me some-a

A. Sax.

Tpt.

Ten. Sax.

T-Bn/Bari

Guit./Keyst.

G C/G G

1. | 2.

47 C/G 48 G 49 C/G 50 G

Voice
Lov - in', gim - rnesome - a lov - in'. gim - mesome - a

A. Sax. *f*

Tpt. *f*

Ten. Sax. *f*

T-Bn/Bari *f*

Guit./Keyst. *f*

C/G G C/G G

51 C/G

Voice
lov - in' ev - ry day.

A. Sax.

Tpt.

Ten. Sax.

T-Bn/Bari

Guit./Keyst. *f*

C/G

Voice

GIMME SOME LOVIN'

Words and Music by STEVE WINWOOD,
MUFF WINWOOD and SPENCER DAVIS

4 5 G9 3 8 9 10 11 G9 C/G

Hey! Well, my

VERSE

12 13

tem- per- ture's ris- good, in', an' my- feet on the floor
 feel so good, ev- 'ry- bo - dy's sel lin' high
 feel so ev- 'ry- bo - dy's get - tin' high

14 15 G7 C/G G9 C/G

Plen- ty peo- ple rock- in' and they wan- na go more. It
 Bet- ter take it eas- y 'cause this place is on fire. It's
 Bet- ter take it eas- y 'cause this place is on fire. It's

16 17 G7 C/G G9 C/G

hap- pened here, ba- by,- and I don't know what you got, but you
 been a hard day- and I don't know what to do. Now I'm
 been a hard day,- noth- ing went too good.

PRECHORUS

18 19 20 G7 C/G G9 C/G G Bb

bet- ter take it eas- y, 'cause this place- is hot So glad you made
 Wait a min- ute, ba- by, it could hap- pen to you
 gon- na re- lax, hon - ey ev - ery bo dy should

21 22 C E_b23 24 G 25 C/G

To Coda CHORUS

it, so glad you made it. You got-ta gim-rnesome-a lov- in',

26 G 27 C/G 28 G 29 C/G 30 G

gim- mesome- a lov'-in', gim- mesome- a lov- in' ev- er- y day.

31 32 G9 33 6 39 40 1 41 42 2 43 D.S. al Cod⁴ 44

Hey, hey. Hey! Well, I Well, I

49 C/G 50 G 51 C/G

gim-me- some-a lov- in', gim-me- some-a Lov - in',

52 53 C/G 54 G 55 C/G

1. 2.

gim- rnesome- a lov- in'. gim- me some- a lov- in' ev- ry day.

Alto Saxophone

GIMME SOME LOVIN'

Words and Music by STEVE WINWOOD,
MUSIC BY WINWOOD and SPENCER DAVIS

Musical score for Alto Saxophone, featuring measures 4 through 55. The score is in 4/4 time with a key signature of three sharps (F#, C#, G#). It includes dynamic markings such as *mf* and *f*, and performance instructions like "Hey!", "To Coda", and "D.S. al Coda".

VERSE

Measures 4-16: *mf*. Includes first and second endings at measures 8-9 and 12-13. Performance instruction: "Hey!" with an accent mark.

PRECHORUS

Measures 17-21: *f*. Performance instruction: "To Coda".

CHORUS

Measures 22-38: *f*. Includes first and second endings at measures 32-33 and 36-37.

Measures 39-52: *f*. Includes first and second endings at measures 40-41 and 50-51. Performance instruction: "D.S. al Coda".

Measures 53-55: *f*. Includes first and second endings at measures 54-55.

Trumpet

GIMME SOME LOVIN'

Words and Music by STEVE WINWOOD,
MUFF WINWOOD and SPENCER DAVIS

VERSE

1 2

mf > > > Hey! *f* <

PRECHORUS To Coda CHORUS

17 18 20 21 22 23 24 25 26

mf *f*

27 28 29 30 32 33 34 35 36 37

f *mf* > < > *mf* >

1 2 D.S. al Coda

38 39 40 42 43 44 48 49 50 51

> *f* *f*

1. 2.

52 53 54 55

f

Tenor Sax

GIMME SOME LOVIN'

Words and Music by STEVE WINWOOD,
MUFF WINWOOD and SPENCER DAVIS

1 2
4 5 6 7 8 9 10 12 3 15 16

mf Hey!

PRECHORUS To Coda CHORUS

17 18 20 21 22 23 24 25 26

27 28 29 30 32 33 34 35 36 37 38

39 40 42 43 44 48 49 50 51 52

53 54 55

1. 2. 3. 4. 1. 2.

D.S. al Coda

VERSE

T-Bn/Bari

GIMME SOME LOVIN'

Words and Music by STEVE WINWOOD,
MUFF WINWOOD and SPENCER DAVIS

VERSE

4 5 6 7 8 9 10 12 13 15 16

mf *f* Hey!

17 18 20 21 22 23 24 25 26

PRECHORUS To Coda CHORUS

mf *f*

27 28 29 30 32 33 34 35 36 37 38

f *mf* *mf*

39 40 42 43 44 48 49 50 51 52

1. 2. D.S. al Coda 1.

f *mf* *f*

53 54 55

2.

f

Guit./Keys

GIMME SOME LOVIN'

Words and Music by STEVE WINWOOD,
MUFF WINWOOD and SPENCER DAVIS

4 5 G9 3 8 9 10 11 G9 C/G

1 2

VERSE

12 G7 2 14 G7 C/G 15 G9 C/G 16 G7 C/G 17 G9 C/G 18 G7 C/G 19 G9 C/G

PRECHORUS To Coda CHORUS

20 G 2 22 C 2 24 G 25 C/G 26 G 27 C/G 28 G 29 C/G

30 G 2 32 G9 8 40 2 42 43 D.S. al Coda

1 2

44 48 G 49 C/G 50 G 51 C/G 52 G 53 C/G 54 G 55 C/G

1. 2.